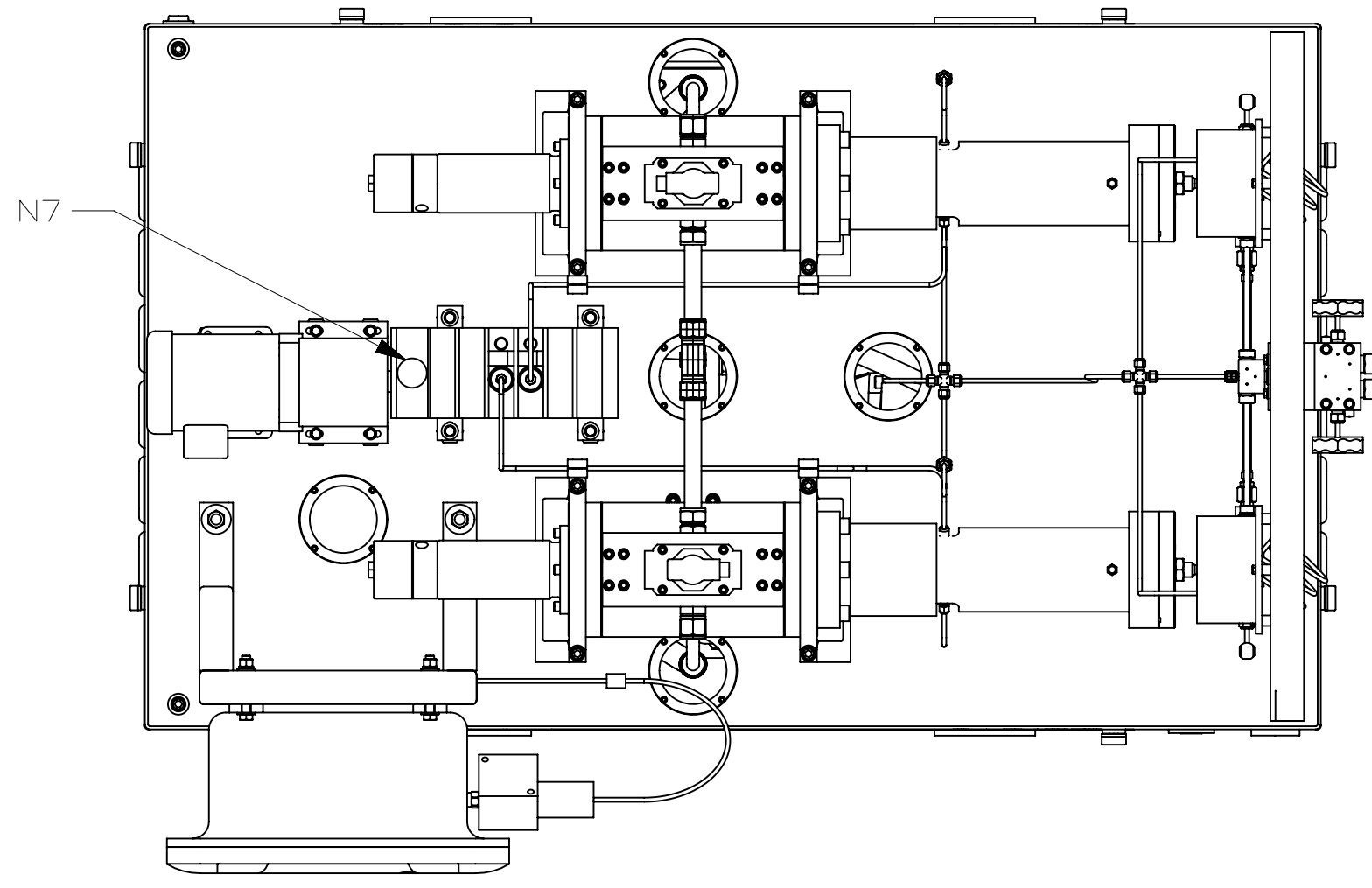
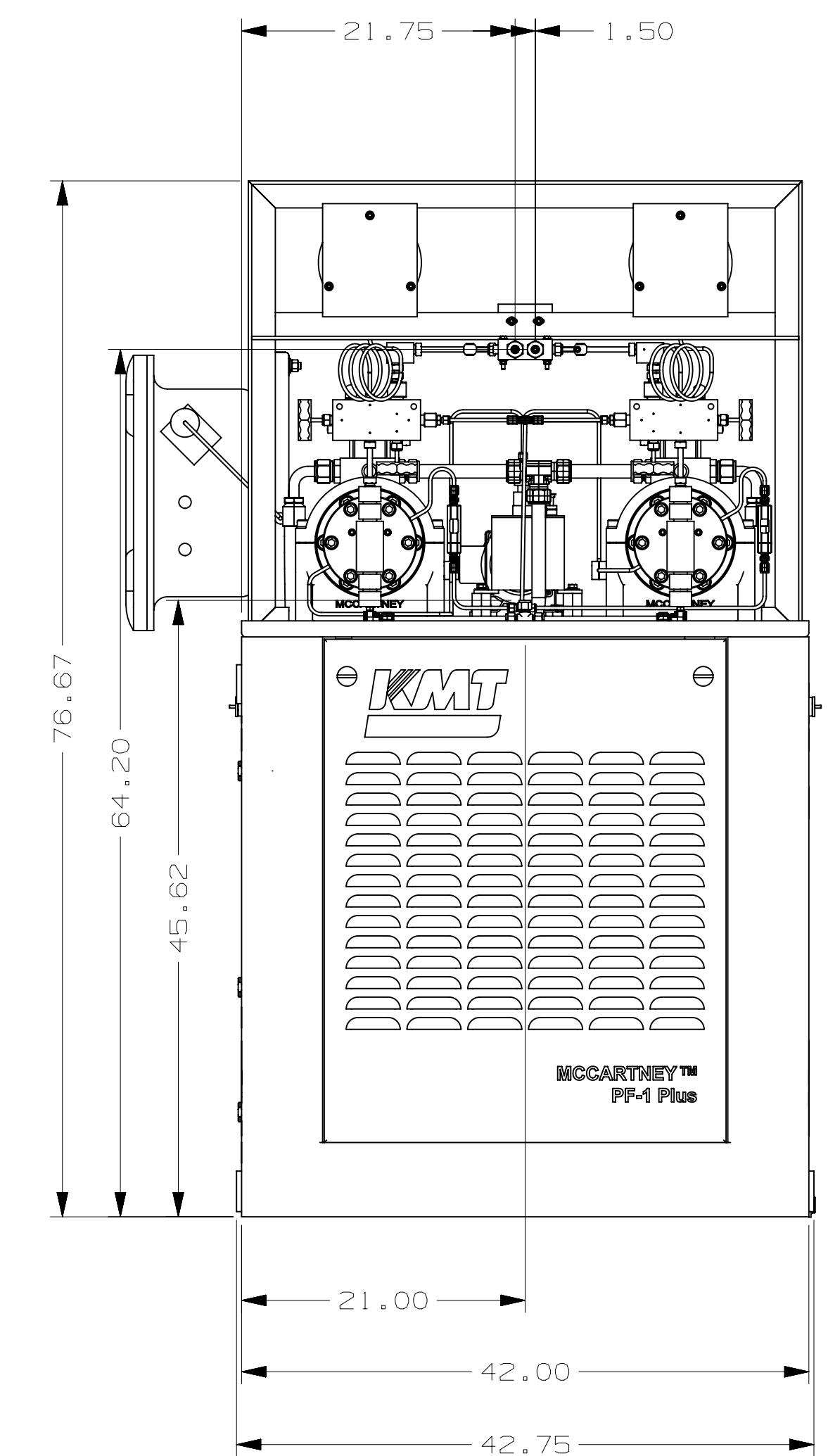
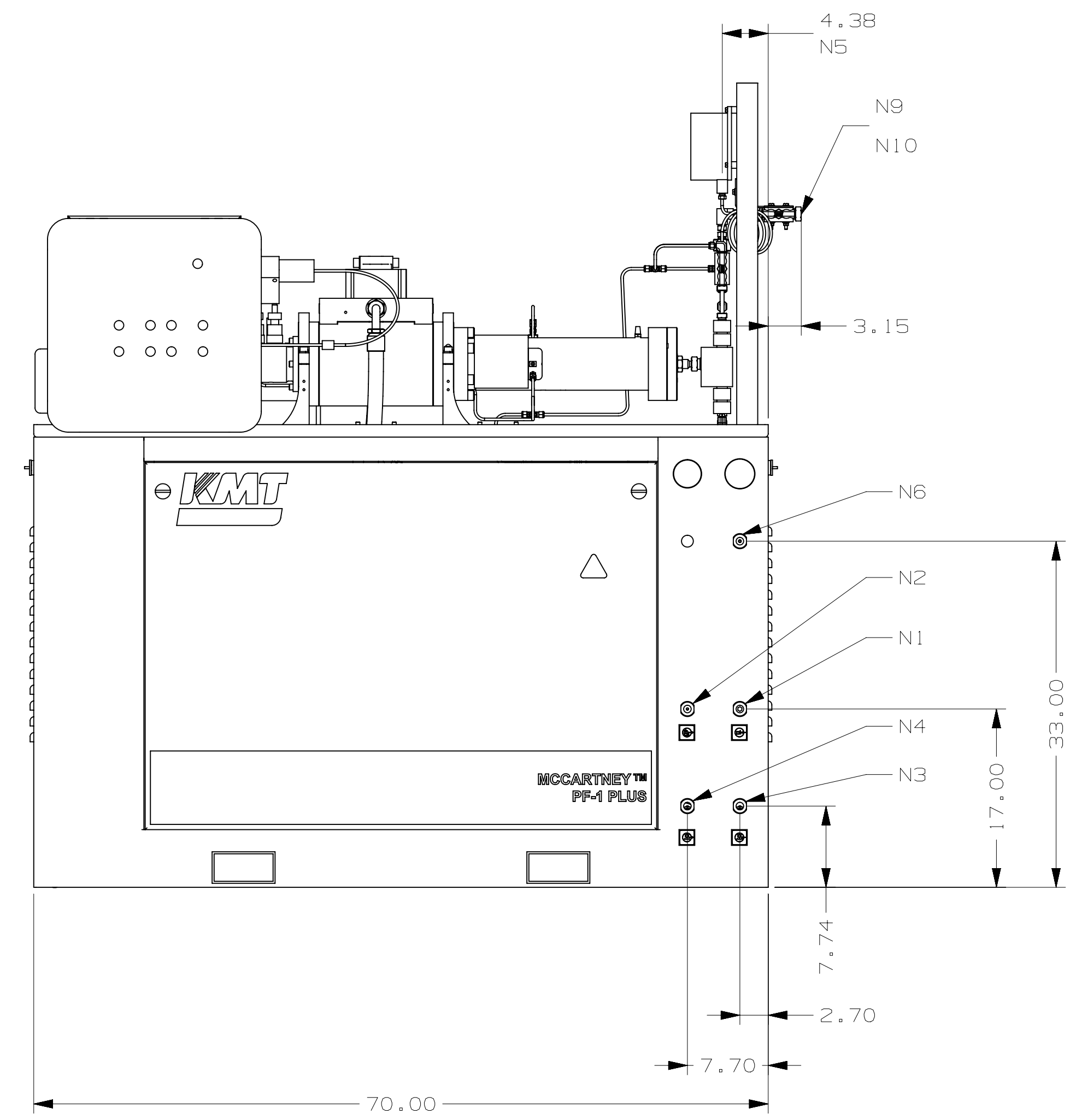
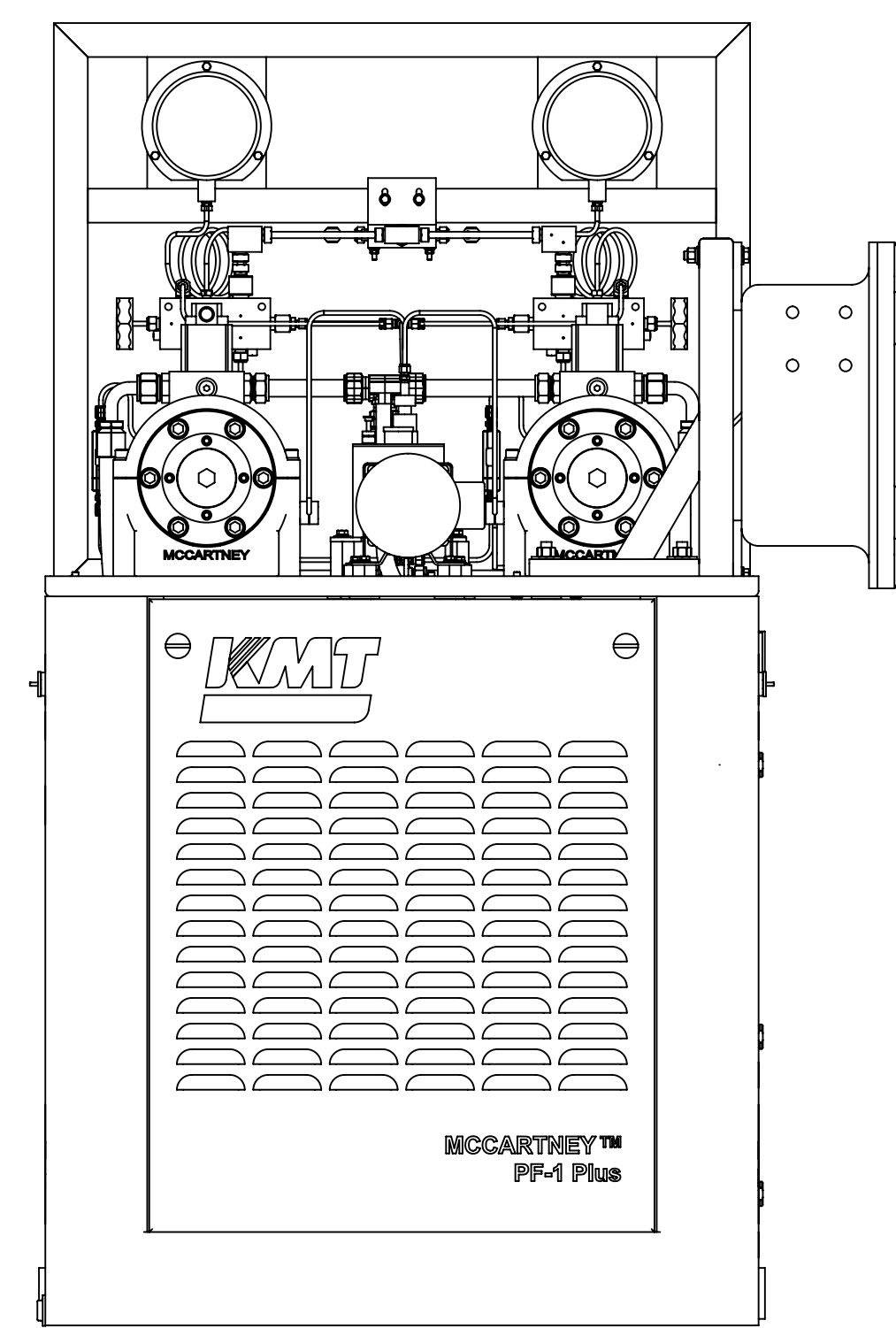
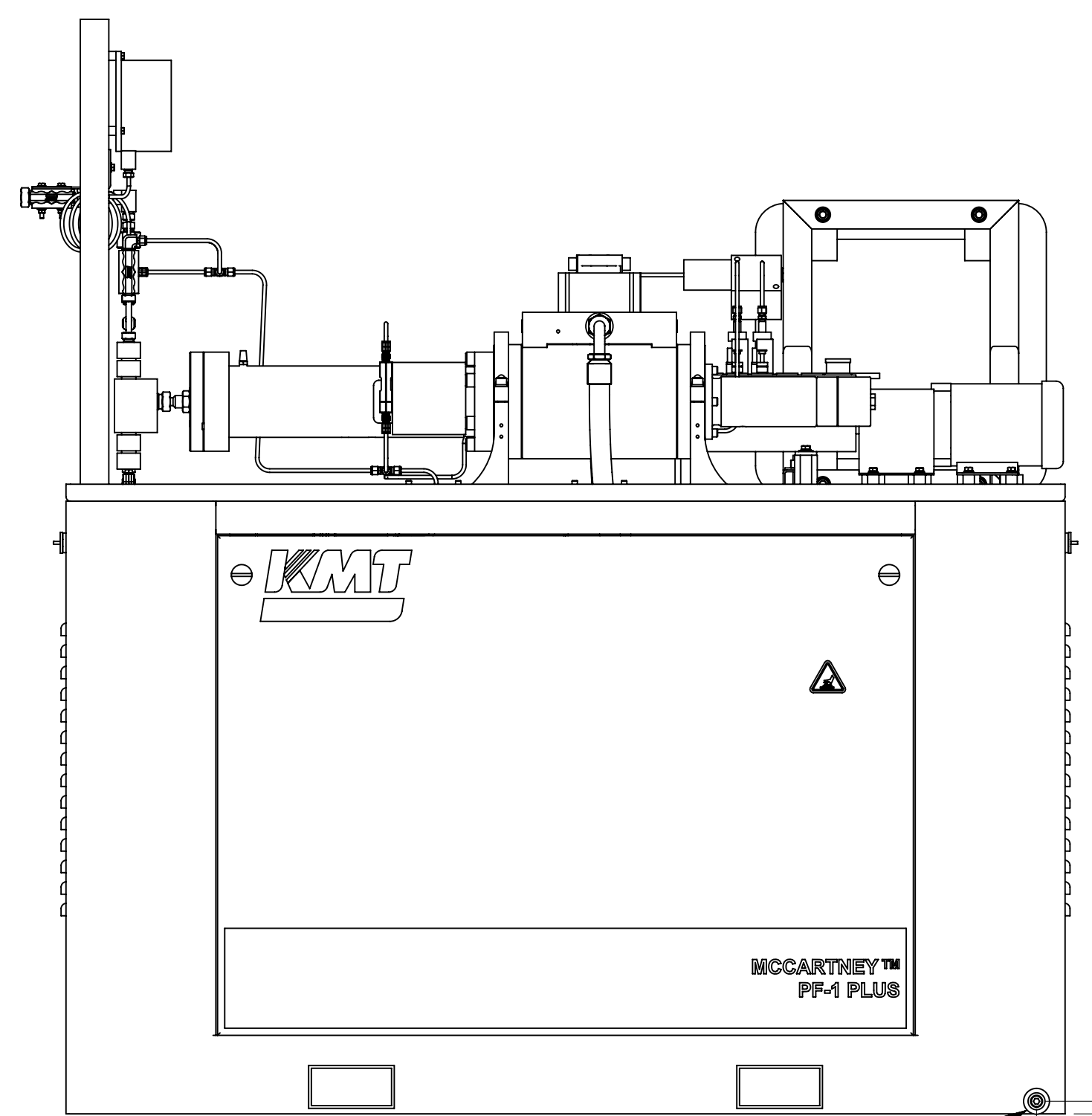


ANCHOR DIMENSIONS



REVISIONS				
ZONE	NO.	DESCRIPTION	DATE	APPROVED



Description	Nozzle ID	Size
Hyd Oil Fill	N1	1/2" NPTF
Lube Oil Waste	N2	1/2" NPTF
Cooling Water Supply	N3	1/2" NPTF
Cooling Water Return	N4	1/2" NPTF
Intensifier Suction	N5	1/2" Tube
Nitrogen Sweep	N6	1/2" NPTF
Lube Oil	N7	1/2" NPTF
Frame Drain	N8	3/4" NPTF
Intensifier Discharge	N9	9/16 HP
Intensifier Discharge (Bleed Waste)	N10	9/16 HP
Hyd Oil Drain	N11	1/2" NPTF

**N11 IS SHOWN ON SHT. 2 OF 3, ALL OTHERS SHOWN ON SHT. 3.

WEIGHT : APPROX. 4600LBS (2086KG)

Copyright © 2003 KMT Waterjet Systems All Rights Reserved	PROPRIETARY NOTICE This document contains confidential and trade secret information, is the property of KMT Waterjet Systems, and is given to the receiver in confidence. The receiver by reception and retention of the document accepts the document in confidence and agrees that, except as authorized in writing by KMT Waterjet Systems, it will (1) not use the document or any copy thereof or the confidential or the trade secret information therein; (2) not copy the document; (3) not disclose to others either the document or the confidential or trade secret information therein; and (4) upon completion of the need to retain the document, or upon demand, return the document, all copies thereof, and all material copied therefrom.	STANDARD TOLERANCES UNLESS OTHERWISE NOTED: -ALL DIAMETERS ON COMMON CENTERLINE COAXIAL TO .005 (1.12) -BREAK SHARP EDGES AND CORNERS .015 (1.38) -SURFACE FINISH $\sqrt{1.6}$ -STANDARD TOLERANCES X.XX : ± .063 (1.6) X.XX : ± .015 (1.38) X.XXX : ± .005 (1.12) ANGLE : ± 2°	GD&T TO ASME Y14.5M 1994	THIRD ANGLE PROJECTION NEXT ASSY REF. DWG	KMT McCartney Products	TITLE INT UNIT-PF1, 5.5 X.875-6, 460/3/60	UG		
WARNING ! The export or reexport of this drawing or a product produced by this drawing is subject to U.S. Export Administration regulations and other applicable governmental restrictions or regulations.				CHECKED MIKE M. 10/15/07	DRAWN S. ALBERTSON DATE 10/15/07	SIZE ---	CODE IDENT NO. ---	DWG. NO. 20463174P	REV 2
				ENG. APPROVAL MIKE M. 10/15/07		SCALE: ---	TITLE BLOCK REVISION: 3	SHEET 3	OF 3